

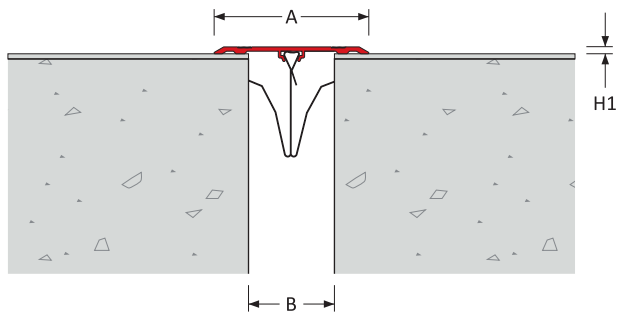
## METAL EXPANSION JOINT

Floor to Floor | Floor to Wall

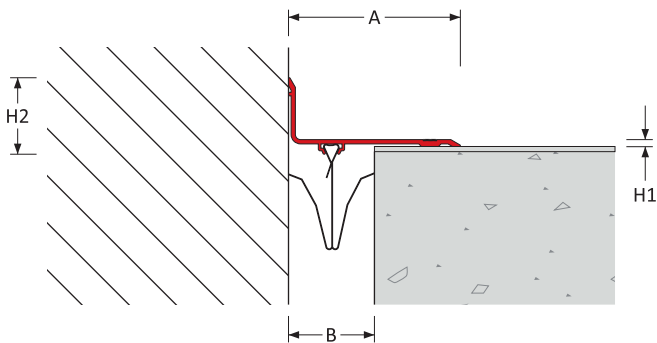
25 - 50 mm ( 1 - 2" ) Expansion Gaps

# Megatec 380 : A01-A02

Megatec 380 : A01



Megatec 380 : A02



### Expansion Joint Selection Criteria

### Load Rating

### Product Details

Joint Location	Gap Width B (mm)	Movement Capacity (mm)		Eurocode Rating				Product Dimensions				Product Number
		±	[Total]					Height		Sightline	Blockout	
								H1 (mm)	H2 (mm)	A (mm)	C (mm)	
Floor – Floor	25	± 12	[25]	-	-	-	-	4	-	60	-	380-A01-025
	50	± 25	[50]	-	-	-	-			90		
Floor – Wall	25	± 12	[25]	-	-	-	-	4	40	50	-	380-A02-025
	50	± 25	[50]	-	-	-	-			100		380-A02-050

**Features**

**Surface**

Americans with Disabilities Act (ADA) compliant across the entire movement cycle

**Movement**

Good movement capacity


ASTM E-1399 Class I: Thermal  
Class II: Wind

**Traffic Frequency per day**

				
≤ 5,000	-	-	-	-

**System Options**

Gap width(s)	25, 50 mm
Height(s)	4 mm
Metal type(s)	Aluminium
Seal colour(s)	No seal used
Fire barrier	120-240 minutes
Waterproofing	Moisture barrier
Pre-assembly in factory	Contact Vexcolt Europe



**Megatec 380 : A01-A02**



**APPLICATIONS**

Airport Terminals | Educational | Exhibition Centres  
Department Stores | Distribution & Retail Warehouses  
Factories | Hospitals | Museums | Offices & Hotels  
Parking | Places of Worship | Residential Buildings  
Rail, Metros & Elevated Rail Stations | Roads & Bridges  
Shopping Centres | Sports Stadiums | Supermarkets